Multilayer Chip Ferrite Bead – HZ Series

Operating Temp. : -55℃~+125℃



FEATURES

- Internal silver printed layers and magnetic shielded structures to minimize crosstalk
- Perfect effect for EMI suppression at high frequency (≥1GHz) due to its high impedance
- Four types material and wide range of impedance values for various applications

APPLICATIONS

- High frequency noise suppression in electric equipments such as computer and peripheral devices, DVD, cameras, LCD TVs, communication equipments, OA equipments, etc.

PRODUCT IDENTIFICATION

HZ	1608	K	301	T	F	□□□
①	②	③	④	⑤	⑥	⑦

①

Type	
HZ	Chip Ferrite Bead for High Frequency

②

External Dimensions (L×W) (mm)	
1005 [0402]	1.0×0.5
1608 [0603]	1.6×0.8

③

Material Code
G, K, D, U

⑤

Packing	
T	Tape & Reel

④

Nominal Impedance	
Example	Nominal Value
301	300Ω
102	1000Ω

⑥

Hazardous Substance Free Products
F

⑦

Design Code	
□□□	Design Code
* Standard product is blank	

SHAPE AND DIMENSIONS

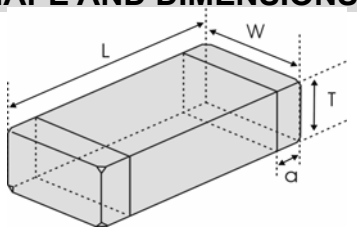

Unit: mm [inch]

Type	L	W	T	a
HZ1005 [0402]	1.0±0.15 [.039±.006]	0.5±0.15 [.020±.006]	0.5±0.15 [.020±.006]	0.25±0.1 [.010±.004]
HZ1608 [0603]	1.6±0.15 [.063±.006]	0.8±0.15 [.031±.006]	0.8±0.15 [.031±.006]	0.3±0.2 [.012±.008]

SPECIFICATIONS

HZ1005 TYPE

Part Number	Impedance		Max. DC Resistance	Max. Rated Current	Thickness
	@100MHz	@1GHz Min.			
Units	Ω		Ω	mA	mm [inch]
Symbol	Z		DCR	Ir	T
HZ1005G121TF	120±25%	500	0.70	300	0.5±0.15 [.020±.006]
HZ1005G221TF	220±25%	900	1.00	250	
HZ1005D221TFB01	220±25%	300	0.50	300	
HZ1005D301TF	300±25%	400	1.00	100	

购买原装正品请认准 德方电子
免费服务热线: 400-655-8700
深圳总部电话: 0755-28187877
网址: www.denovocn.com

Sunlord Industrial Park, Dafuyuan Industrial Zone, Guanlan, Shenzhen, China 518110 **Tel**: 0086-755-29832660 **Fax**: 0086-755-82269029 **E-Mail**: sunlord@sunlordinc.com

SPECIFICATIONS

HZ1005 TYPE

Part Number	Impedance		Max. DC Resistance	Max. Rated Current	Thickness
	@100MHz	@1GHz Min.			
Units	Ω		Ω	mA	mm [inch]
Symbol	Z		DCR	Ir	T
HZ1005D601TF	600±25%	700	1.50	100	0.5±0.15 [.020±.006]
HZ1005D102TF	1000±25%	900	1.80	50	
HZ1005K181TF	180±25%	400	1.00	100	
HZ1005K301TF	300±25%	600	1.10	100	
HZ1005K471TF	470±25%	900	1.30	100	
HZ1005K601TF	600±25%	1100	1.60	100	
HZ1005K102TF	1000±25%	1200	1.80	50	
HZ1005K152TF	1500±25%	1400	2.20	50	
HZ1005K182TF	1800±25%	1600	2.40	50	
HZ1005U601TF	600±25%	600	1.20	100	
HZ1005U102TF	1000±25%	900	1.80	50	

HZ1608 TYPE

Part Number	Impedance		Max. DC Resistance	Max. Rated Current	Thickness
	@100MHz	@1GHz Min.			
Units	Ω		Ω	mA	mm [inch]
Symbol	Z		DCR	Ir	T
HZ1608K471TF	470±25%	700	1.20	100	0.8±0.15 [.031±.006]
HZ1608K601TF	600±25%	850	1.50	100	
HZ1608K102TF	1000±25%	1100	1.80	50	
HZ1608U181TF	180±25%	180	0.55	200	
HZ1608U301TF	300±25%	300	0.75	200	
HZ1608U471TF	470±25%	400	0.85	200	
HZ1608U601TF	600±25%	450	1.00	200	
HZ1608U102TF	1000±25%	750	1.60	100	

※: Products with other electrical characteristics can be provided upon customer's request. Please contact your local sales.

TYPICAL ELECTRICAL CHARACTERISTICS

D, K, U Material Comparison

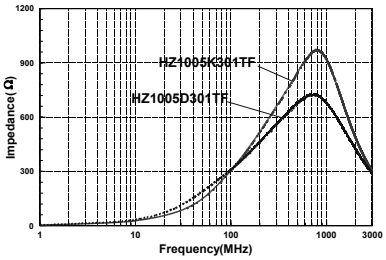

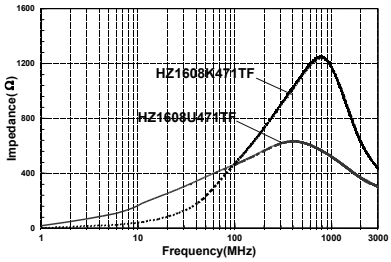

DETAIL ELECTRICAL CHARACTERISTICS

HZ1005 TYPE

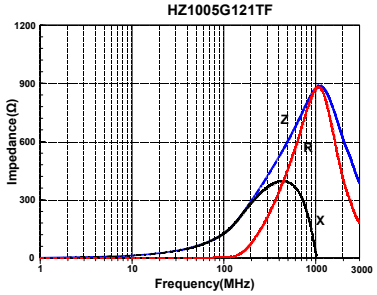

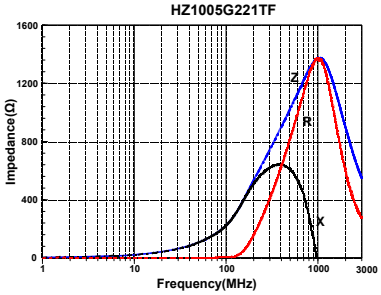

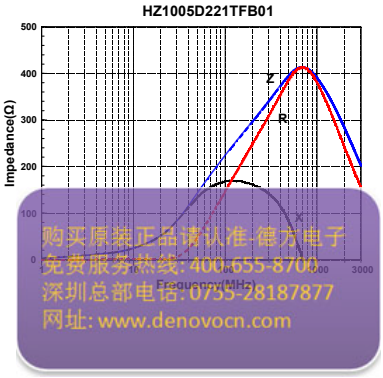

购买原装正品请认准德方电子
免费服务热线: 400-655-8700
深圳总部电话: 0755-28187877
网址: www.denovocn.com

DETAIL ELECTRICAL CHARACTERISTICS

HZ1005 TYPE

HZ1005D301TF

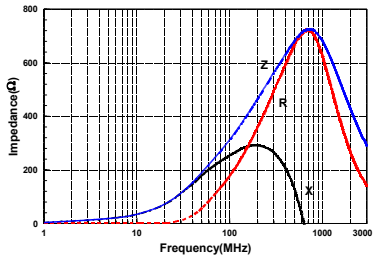

HZ1005D601TF

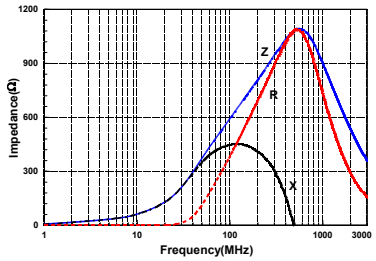

HZ1005D102TF

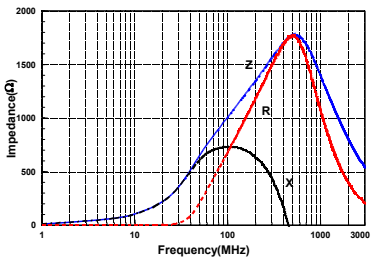

HZ1005K181TF

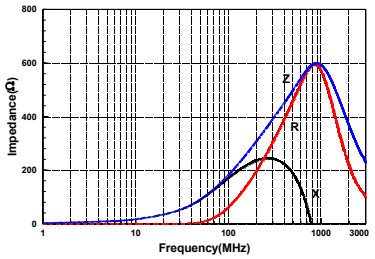

HZ1005K301TF

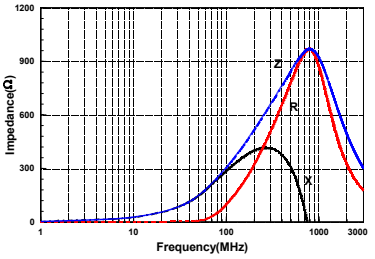

HZ1005K471TF

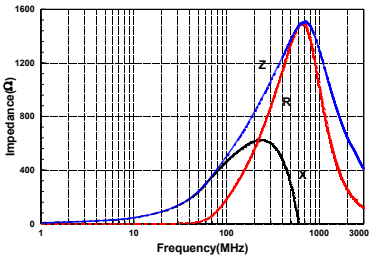

HZ1005K601TF

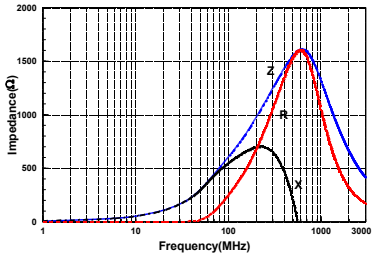

HZ1005K102TF

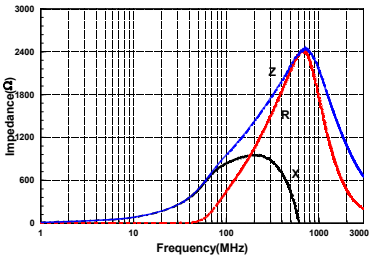

HZ1005K152TF

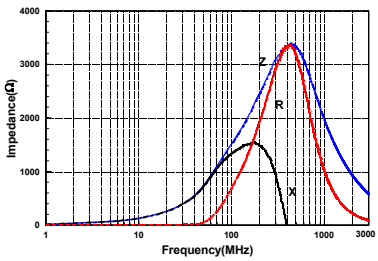

HZ1005K182TF

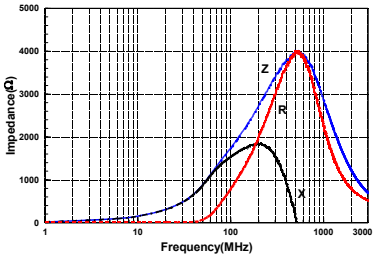

HZ1005U601TF

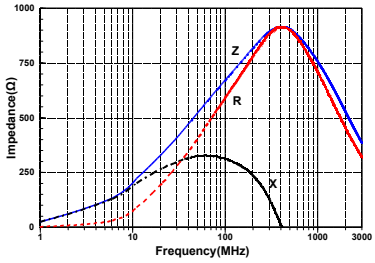

HZ1005U102TF

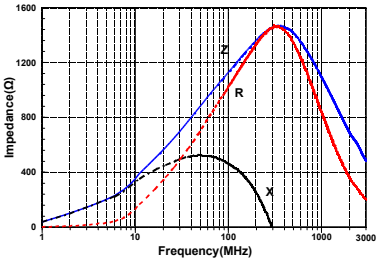

HZ1608 TYPE

HZ1608K471TF

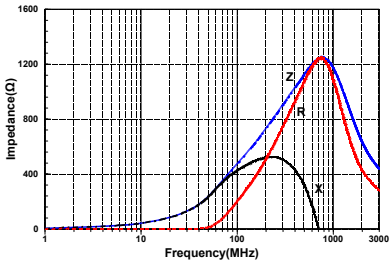

HZ1608K601TF

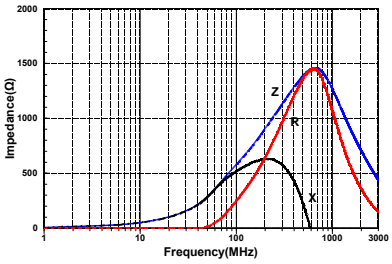

HZ1608K102TF

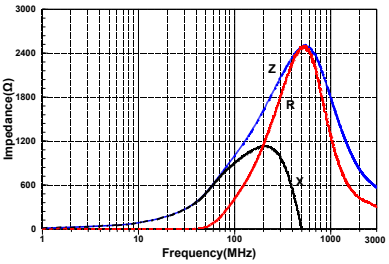

HZ1608U181TF

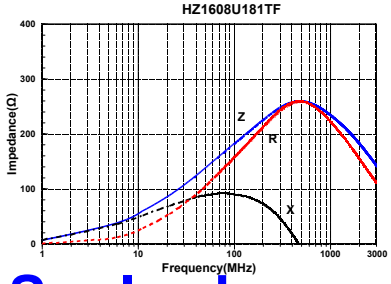

HZ1608U301TF

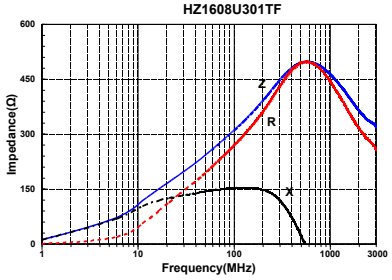

HZ1608U471TF

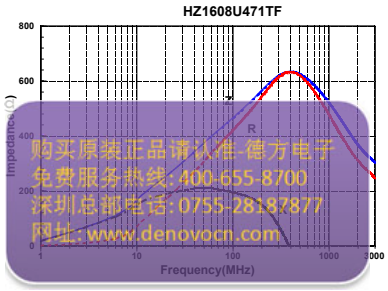

购买原装正品请认准德方电子
免费服务热线:400-655-8700
深圳总部电话:0755-28187877
网址:www.denovocn.com

DETAIL ELECTRICAL CHARACTERISTICS

HZ1608 TYPE

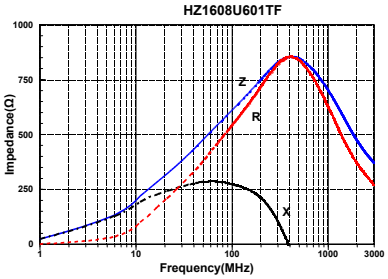

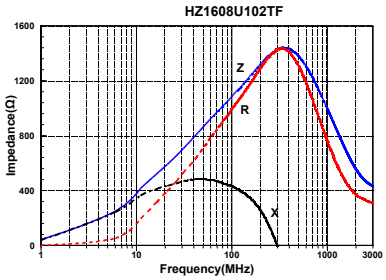

PACKAGING

Type	Tape Width	Reel Diameter	Quantity (pcs)
1005[0402]	8mm	178mm	10K
1608[0603]	8mm	178mm	4K

RECOMMENDED SOLDERING TECHNOLOGIES

- **Re-flowing Profile:**
  - △ *Preheat condition: 150 ~200 ℃/60~120sec.*
  - △ *Allowed time above 217 ℃: 60~90sec.*
  - △ *Max temp: 260 ℃*
  - △ *Max time at max temp: 10sec.*
  - △ *Solder paste: Sn/3.0Ag/0.5Cu*
  - △ *Allowed Reflow time: 2x max*

  [Note: The reflow profile in the above table is only for qualification and is not meant to specify board assembly profiles. Actual board assembly profiles must be based on the customer's specific board design, solder paste and process, and should not exceed the parameters as the Reflow profile shows.]

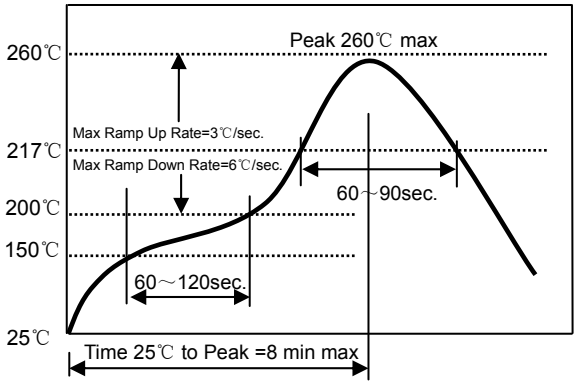

- **Iron Soldering Profile.**
  - △ Iron soldering power: Max.30W
  - △ Pre-heating: 150 ℃/60 sec.
  - △ Soldering Tip temperature: 350℃ Max.
  - △ Soldering time: 3sec Max.
  - △ Solder paste: Sn/3.0Ag/0.5Cu
  - △ Max.1 times for iron soldering

  [Note: Take care not to apply the tip of the soldering iron to the terminal electrodes.]

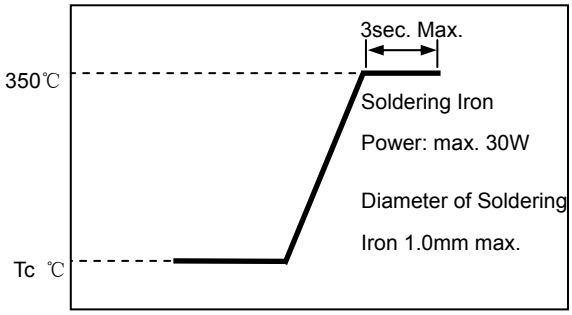

购买原装正品请认准-德方电子
免费服务热线: 400-655-8700
深圳总部电话: 0755-28187877
网址: www.denovocn.com